






Partitions, Inc.

SINCE 1876

www.weisrobart.com

CONTEMPORARY
DESIGNS



■ **STAINLESS STEEL**

■ **PLASTIC LAMINATE**

■ **PLASTIC LAMINATE
WITH STEEL CORE PILASTERS**

■ **PLASTIC LAMINATE
WITH STAINLESS STEEL EDGING**

■ **PHENOLIC**


■ **WEIS/POLY**

■ **POWDER COATED
BAKED ENAMEL**



Meets ADA/Handicap Access Requirements
TOILETS • SHOWER • DRESSING COMPARTMENTS

STAINLESS STEEL #304 BRUSHED PARTITIONS


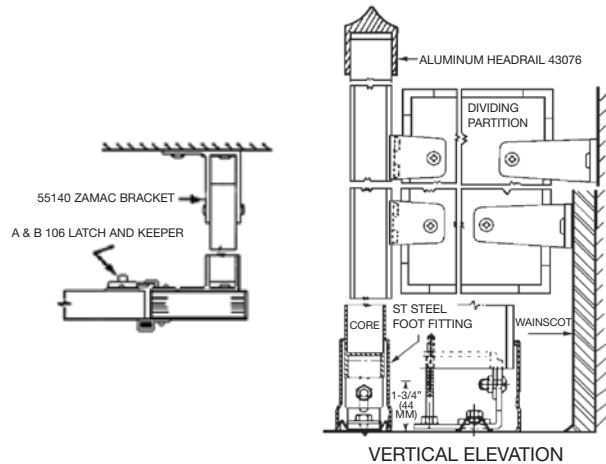


The wise choice. Rigid overhead bracing provides maximum strength. Heavy duty pilasters with anti-grip aluminum headrail, provides necessary durability where toilet compartments are subject to heavy use. Available in #4 polished satin finish (Type 304) stainless steel.

DESIGN IS NOW AVAILABLE IN ELECTRO
GALVANIZED MATERIAL WITH POWDER
COAT BAKED ENAMEL FINISH.


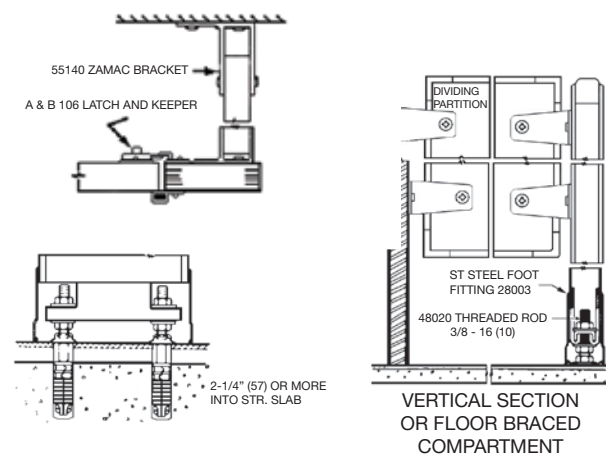
WEIS/Robart
Partitions, Inc.
SINCE 1976

OVERHEAD BRACED



The clean lines and absence of overhead rails, are in pleasing conformity with today's modern building design, while retaining the sturdiness for rugged service. Available in #4 polished satin finish (Type 304) stainless steel.

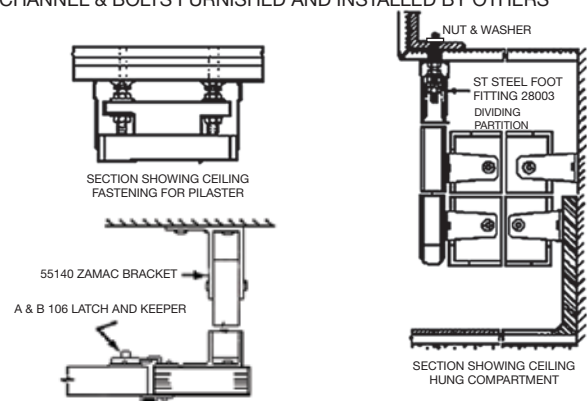
FLOOR BRACED



Easy cleaning and maintenance is assured with an attractive ceiling mounted installation. Ideal modern design. Available in #4 polished satin finish (Type 304) stainless steel.


CEILING HUNG

CHANNEL & BOLTS FURNISHED AND INSTALLED BY OTHERS



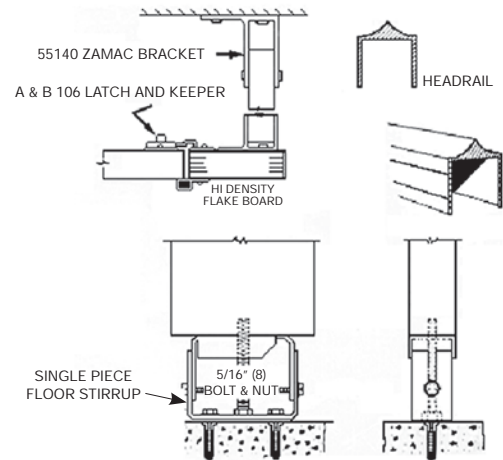
NOTE: METRIC SIZES IN PARENTHESES (MM)

LAMINATED PLASTIC PARTITIONS




The popular choice. Anti-grip headrail provides rigidity and safeguards against gymnastic activities. Has that warm and charming beauty that only laminated plastic can provide.

OVERHEAD BRACED

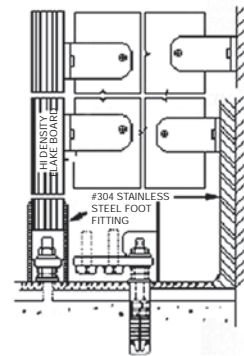
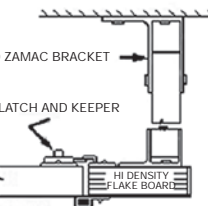
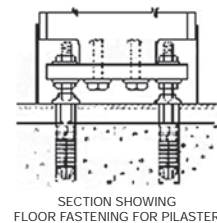


FLOOR ANCHOR DETAIL




Floor braced unit is the clear choice when an atmosphere of spaciousness is desired. Absence of top structure encourages use in high ceiling areas while retaining the sturdiness for rugged service.

FLOOR BRACED

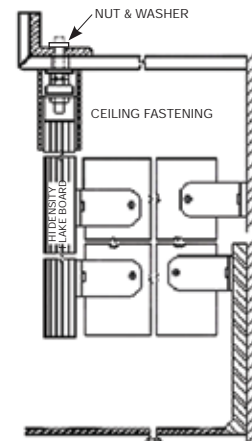
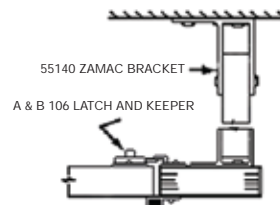
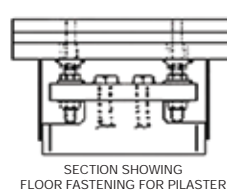



VERTICAL SECTION
OR FLOOR BRACED
COMPARTMENT



Modern clean-line design and off floor maintenance advantages are important features of the ceiling hung style. Ideal where drop ceilings or open span construction is practical.

CEILING HUNG





HDPE Solid 1" polyethylene is made of the highest quality 100% virgin resins custom extruded and stress relieved. Fabricated with "color stat" and "super flat" patented process, material remains flat with true homogeneous color throughout. "Penn-glaze" anti-graffiti surface for no hassle clean-ups.

Usages:

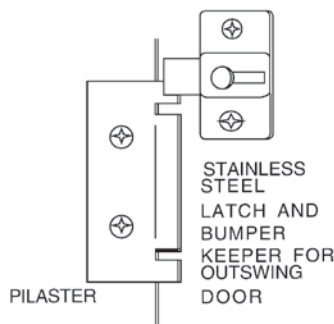
Toilet Partitions
Dressing Stalls
Shower Compartments

Advantages:

Water resistant
Will not rust
Chemical resistant


**ALL WEIS/ROBART PRODUCTS
HAVE A LIFT-UP FEATURE**

The surface mounted slide latch was designed to overcome problems encountered by locked doors in schools. The compartment door can be opened from outside simply by lifting it up approximately one-half inch (13 mm). The stainless steel latch slides out of the slot in the combination stop and keeper.



NOTE:
↑
LIFT UP ON DOOR
TO RELEASE LATCH
IN AN EMERGENCY
ACTION


Optional Stainless Steel "U" channel and Aluminum channel available, consult manufacturer for cost and lead times.



STAINLESS STEEL
"U" CHANNEL



ALUMINUM "F" CHANNEL



ALUMINUM "T" CHANNEL

DETAIL OF LATCH AND KEEPER PLACEMENT



Stainless Steel Latch
and outswing keeper / bumper



No. 19074
11 ga. stainless steel surface mounted
gravity hinges



No. 22020
Chrome plated coat hook
and door bumper



Urinal Screen Bracket
#304 stainless steel 11 gauge
No. 2602 3/4" (19 mm)
No. 260 1" (25 mm)




Panel Bracket
#304 stainless steel 14 ga.
No. 2302 3/4" (19 mm)
No. 230 1" (25 mm)



Panel and Pilaster Bracket
#304 stainless steel 14 ga.
No. 2402 3/4" (19 mm)
No. 240 1" (25 mm)

PHENOLIC

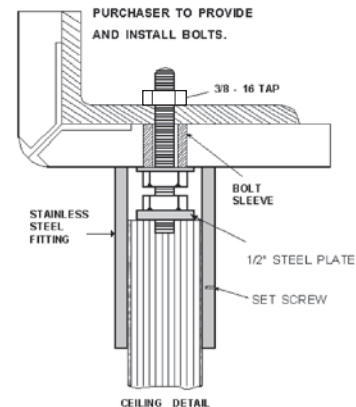
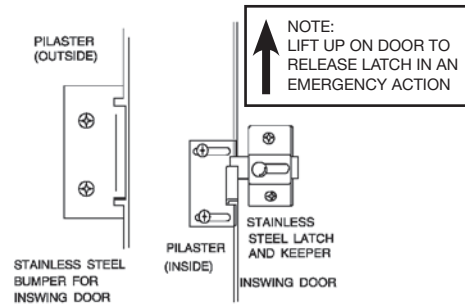
15 YEAR LIMITED WARRANTY



Recognized as the strongest partition available on the market, HDP Solid is composed of 3/4" phenolic colored board surfaces with black core. Molded under extreme heat and pressure, forming the highest density architectural board in the industry.

Usages:
Toilet Partitions
Dressing Stalls
Shower Compartments

Advantages:
Water resistant
Will not rust
Chemical resistant
Fire resistant
Bullet resistant
Impact resistant











NOT RECOMMENDED FOR WEIS/POLY

HARDWARE

Attractively designed all stainless steel latch combined with 11 gauge stainless steel surface mounted gravity hinges and stainless steel keeper/ bumper. U.S. Pat.

DETAIL OF LATCH AND KEEPER PLACEMENT

			
Stainless Steel Latch and inswing keeper	B Keeper / Bumper	A Keeper	No. 106 Stainless Steel Latch #304 stainless steel 11 ga.
			
Anti-grip Headrail A newly designed aluminum headrail with "anti-grip" feature to discourage damaging activities of "wrong room" gymnastics. This headrail weighs 1.20 pounds per lineal foot.	Pilaster Shoe 4" High (102 mm) polished #304 stainless steel 18 gauge	D 50 Grey rubber door bumper	Door Pull A.D.A. compliant 11 gauge #304 stainless steel door pull No. 25028

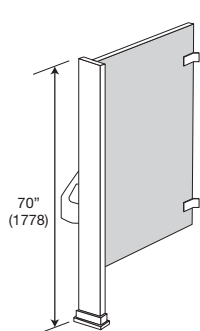
STANDARD HARDWARE & PRODUCT FEATURES

BAKED ENAMEL, STAINLESS STEEL, & LAMINATED PLASTIC PARTITIONS

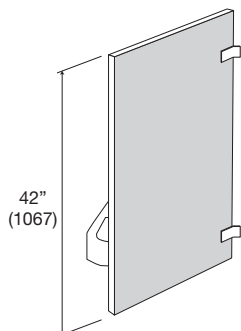
			
Rust Protection Stainless steel corner reinforcements applied to all exposed corners of partitions, doors, and pilasters. This reinforcement eliminates the need for welding and grinding, which removes the protective zinc coating at the corners.	55080 "L" Bracket Contoured bracket provides a rigid fastening method where partition meets edge of pilaster. Die casting chrome plated.	Anti-grip Headrail A newly designed aluminum headrail with "anti-grip" feature to discourage damaging activities of "wrong room" gymnastics.	Pilaster Shoe 4" High (102 mm) polished #304 stainless steel 18 gauge
			
Hinge 19074	Keeper 19148	No. 22020 Coat Hook & Bumper Die cast, chrome plated.	Latch 35040
			
A Keeper	B Keeper / Bumper	No. 106 Stainless Steel Latch #304 stainless steel 11 ga.	#55170 Panel Bracket 1" (25 mm)
			
#55140 Panel Bracket 1" (25 mm)	#55130 Panel Bracket 1" (25 mm)		

SCREENS

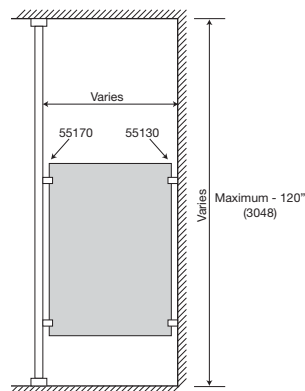
All screens can be manufactured in Stainless Steel, Plastic Laminate, Weis/Poly or Phenolic



Type: Pilaster Braced



Type: Wall Braced



Type: Floor to Ceiling

ALL WEIS/ROBART PRODUCTS HAVE A LIFT-UP FEATURE

The recessed slide latch was designed to overcome problems encountered by locked doors in schools. The compartment door can be opened from outside simply by lifting it up approximately one-half inch (13mm). The stainless steel latch slides out of the slot in the combination stop and keeper.

COMPARTMENT SPECIFICATIONS



10 21 13/WEI
BuyLine 8744

STAINLESS #304 SATIN FINISH

Toilet compartments shall be Weis/Robart type (Overhead Braced), (Ceiling Hung) or (Floor Braced), #304 Satin finish stainless steel as manufactured by Weis/Robart Partitions, Wayne, Michigan.

Materials and Construction:

Partitions	1" (25 mm) thick flush 20 gauge	DESIGN: Doors, pilasters and partitions consisting of two sheets of ASTM A167 Type 304 Stainless Steel assembled over a sound-deadening honeycomb core reinforcement, cemented under pressure to inner surfaces over the entire area. Face plates have die-formed edges, spot welded together at intervals around entire perimeter.
Doors	Flush 1" (25 mm) thick 20 gauge	
Edge Moulding	Interlocking 20 gauge	Edges shall be locked together by oval crown interlocking moulding with stainless steel corners.
Corners	Stainless steel corner reinforcements	
Pilaster Foot-Fitting	4" (102 mm) high, non-magnetic polished stainless steel #304	HARDWARE: Doors hung on pilasters with welded 11 GA. stainless steel, surface mounted gravity hinges. Each door shall be equipped with a chrome plated, cast non-ferrous combination coat hook and bumper, 11 GA. stainless steel latch and keeper with rubber strike crimped and pinned in position. Built-in emergency access feature without use of special tools or keys. All door hardware attached with vandal resistant one-way chrome plated screws. Balance of hardware attached with Phillips head screws.
Headrail	"Anti-grip" design, Aluminum	
Brackets	Chrome plated Zamac. Double fastenings. Pilasters flush. 1-1/4" (32 mm) thick, 18 gauge.	FINISH: Partitions, doors and pilasters available in Stainless Steel #304 Satin finish.
Pilasters:		
Overhead Braced	Floor anchor. Jack screw anchoring and leveling device.	
Floor Braced	Pilasters flush. 1-1/4" (32 mm) 18 gauge. Floor anchor independently secured to the floor with 3/8" (10 mm) bolt and leveling device.	
Ceiling Hung	Pilasters flush 1-1/4" (32 mm) thick 18 gauge. Ceiling anchor independently anchored and suspended from ceiling by use of leveling device. Overhead structure and all drilling requirements for suspending by others.	

PLASTIC LAMINATED FINISH

Toilet, shower and dressing compartments shall be (Overhead Braced), (Floor Braced) or (Ceiling Hung), as manufactured by Weis/Robart Partitions, Wayne, Michigan. Partitions, doors, and pilasters shall be flush construction. Laminated with N.E.M.A. standard GP 50 min.

Materials:

Doors	1" (25 mm) thick	DESIGN: Doors and Pilaster shall be in alignment with no hardware extending below bottom line or above top line of door. Floor and wall fastenings shall be adjustable.
Pilasters	1-1/4" (32 mm) thick	
Partitions	1" (25 mm) Shall have all external surfaces covered with plastic laminate, bonded to a core of high density particle board or approved equal. Pilasters, panels, and doors shall be laminated to correct dimensions.	FINISH : All external surfaces shall be Plastic Laminated conforming to N. E. M. A. standards, in a choice of standard patterns and colors selected from charts provided by the manufacturer.
Pilaster Shoes	4" (102 mm) high, non-magnetic polished stainless steel	
Brackets	Chrome plated Zamac finish	DOOR HARDWARE: Doors hung on pilasters with welded 11 gauge stainless steel, surface mounted gravity hinges. Compartments with doors fitted with Lift-Free Latch (permitting quick emergency access), keeper and coat hook with rubber tipped bumper.
Pilaster Mounting Assembly	Hot dipped galvanized or equal rust resistant coating	
Partition to Pilaster Connection	Chrome plated Zamac brackets with double fasteners	
Headrail	1-7/16" x 2 - 1/8" aluminum "Anti-Grip" design (37 mm) x (54 mm)	

WEIS / POLY SOLID POLYMER PLASTIC

Toilet, shower and dressing compartments shall be (Overhead Braced) or (Floor Braced) as manufactured by Weis/Robart Partitions, Wayne, Michigan. Partitions, doors, and pilasters shall be flush construction. H.D.P.E. Solid Polymer Plastic.

Materials:

Doors, Pilasters, and Partitions	1" (25 mm) with radius edges. With heat strip applied without exposed fasteners.	DESIGN: Doors and Pilasters shall be in alignment with no hardware extending below bottom line or above top line of door. Floor and wall fastenings shall be adjustable.
Pilaster Shoes	4" (102 mm) high, non-magnetic 18 gauge #304 Stainless Steel	
Brackets	14 gauge #304 Stainless Steel T-Bracketing for substantial lateral support. Thru-bolted to panels.	FINISH: H.D.P.E. Solid Polymer Plastic with homogenous color through out. In a choice of standard patterns and colors selected from charts provided by the manufacturer.
Pilaster Mounting Assembly and floor fastenings	Pilaster mounting assembly, non magnetic 14 gauge #304 stainless steel strap	
Headrail	1-7/16" x 2 - 1/8" aluminum (37 mm) x (64 mm) "Anti-Grip" design	DOOR HARDWARE: Doors hung on pilasters with (3) welded 11 gauge stainless steel, surface mounted gravity hinges. Compartments with doors fitted with Lift-Free Latch (permitting quick emergency access), keeper and coat hook with rubber tipped bumper.

PHENOLIC

Virtually Indestructible, Phenolic is recognized as the strongest partition available on the market. HDP Solid is composed of 3/4" phenolic colored board surfaces, with black core. Molded under extreme heat and pressure, forming the highest density architectural board in the industry. Used for Toilet Partitions, Dressing Stalls and Shower Compartments.

Materials:

Doors, Pilasters, and Partitions	3/4" (19 mm) with polished edges	DESIGN: Doors and Pilasters shall be in alignment with no hardware extending below bottom line or above top line of door. Floor and wall fastenings shall be adjustable.
Pilaster Shoes	4" (102 mm) high, non-magnetic 18 gauge #304 Stainless Steel	
Brackets	14 gauge #304 Stainless Steel T-Bracketing for substantial lateral	FINISH: HDP Solid Weis/Phenolic provide materials that have been selected for uniform color and sealed non-porous surface. Solid phenolic core with face laminate fused in fabrication to substrate with no glue lines or seams. Fire and water resistant. Choice of standard patterns and colors selected from charts provided by the manufacturer
Pilaster Mounting Assembly and floor fastenings	Pilaster mounting assembly, non magnetic 14 gauge #304 stainless steel strap	
Headrail	1-7/16" x 2 - 1/8" Aluminum (37 mm) x (64 mm) "Anti-Grip" design	DOOR HARDWARE: Doors hung on pilasters with (3) welded 11 gauge stainless steel, surface mounted gravity hinges. Compartments with doors fitted with Lift-Free Latch (Permitting quick emergency access), keeper and coat hook with rubber tipped bumper.

RESTROOM ACCESSORIES

FEATURES THAT MAKE A DIFFERENCE

WE GUARANTEE OUR PARTITIONS AGAINST DEFECTS IN MATERIAL AND WORKMANSHIP FOR A PERIOD OF ONE YEAR FROM SHIP DATE UNDER NORMAL TOILET FROM CONDITIONS. THE EXCLUSIVE REMEDY IN CASE OF A BREACH OF WARRANTY IS TO REQUIRE THE MANUFACTURER TO REPLACE THE DEFECTIVE ITEM ONCE PURCHASER HAS PROVIDED PROOF OF DEFECT. SELLER HAS NO OBLIGATION FOR CONSEQUENTIAL DAMAGES RESULTING FROM BREACH OF WARRANTY.



A2-200-S Stainless Steel Paper Towel Dispenser

For C-fold and multifold hand towels. Size 11-3/8" wide, 15" high, 4" deep. (289 mm x 381 mm x 102 mm)



A3-300-S Stainless Steel Sanitary Napkin Disposal

Can be surface mounted on any wall. Made of stainless steel with flip top and hinged bottom trap door. Size 7-3/4" wide, 11" high, 4-1/8" deep. (197 mm x 279 mm x 105mm) Uses standard size receptacle bags.



A4-400-S Toilet Seat Cover Dispenser

Stainless Steel finish. Built rugged. Capacity 250 paper seat covers. Size 15-3/4" wide 11" high 2-1/4" deep. Loads from bottom. (400mm x 279 mm x 57 mm)



A1-120-1C Roll Paper Holder

Steel chrome plated roll paper holder, self-locking type.



A1-120-2C Roll Paper Holder

Die cast chrome plated, dual roll paper holder.



See website for more details and additional accessories.



A7-701-BP

30 oz. bulk fill tank. Dispenses approximately 1cc per stroke. Unique water-resistant top. Large push bar meets ADA requirements. Translucent cover allows view of soap supply.

A1-140-2S

Universal for all brands of 9" JRT with 3 3/8" core. 2 1/4 core available by special order. Sliding panel prevents use of both rolls at same time. 1st roll must be completely used before 2nd roll can be used. Double latch lock prevents theft & waste. Translucent cover allows view of paper supply.



A5-500 Heavy Duty Stainless Steel Bar

1-1/2" O.D. with 1-1/2" clearance. (38 mm O.D.) 48", 42", 36", 30", 24" lengths. (1219 mm, 1067 mm, 914 mm, 762 mm, 610 mm)

Our commitment to quality is your best value.

Weis/Robart Partitions, Inc. is built on years of solid reputation. Consistently during this period we've developed and provided quality toilet room products for the Institutional, Commercial and Industrial fields.

From baked enamel, plastic laminated, stainless steel, Weis/poly, and solid phenolic toilet compartments to washroom accessories, Weis/Robart has the product and design you need.